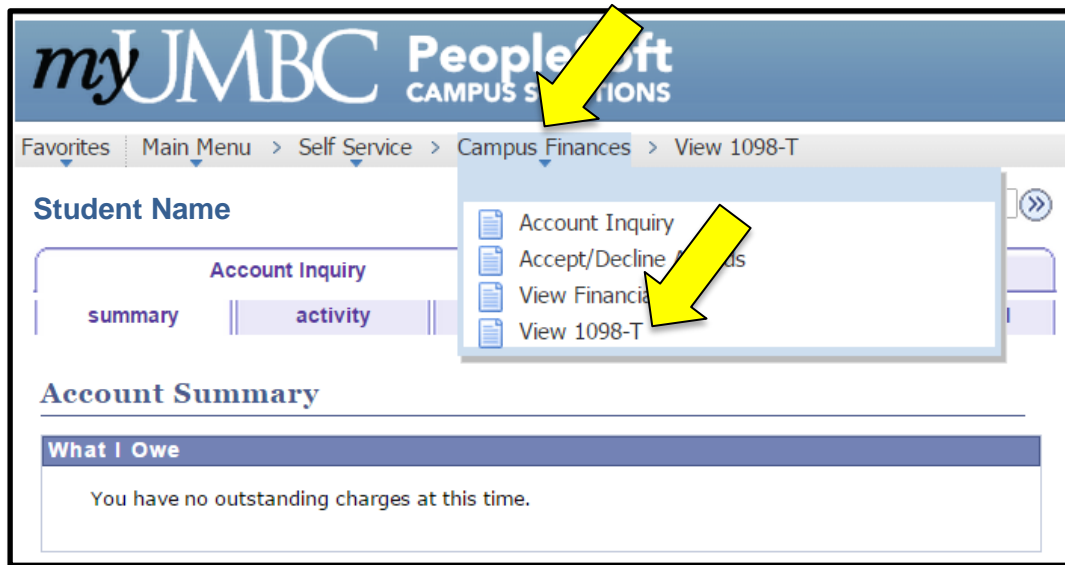


How to view your 1098-T online

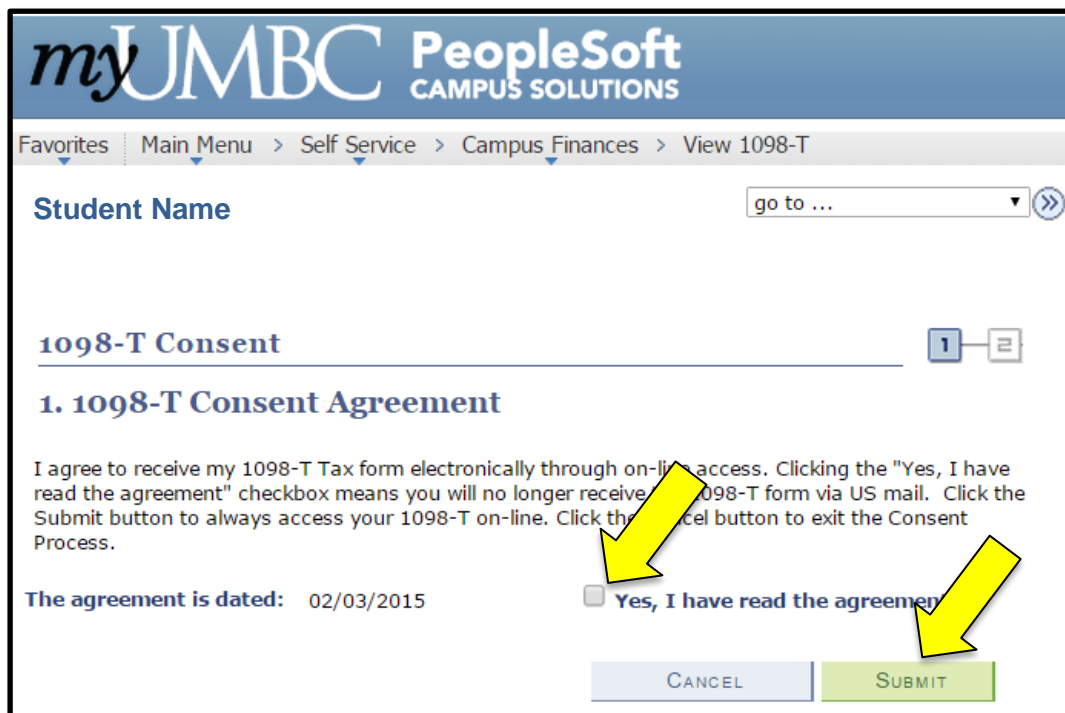
Log into your MyUMBC account

Click onto:

1. Topics
2. Billing and Personal Finances
3. Account Inquiry
4. When you are in Account Inquiry click onto Campus Finances on the top bar then select "View 1098-T"



5. Check the box that say "Yes, I have read the agreement" then click submit.



- Click "View 1098-T Selection"

myUMBC PeopleSoft CAMPUS SOLUTIONS

Favorites | Main Menu > Self Service > Campus Finances > View 1098-T

Student Name

1098-T Consent 1 2

2. 1098-T Consent Confirmation

You have elected to receive your 1098-T electronically instead of through the US mail. Click the View 1098-T Selection button to continue viewing your 1098-T.

[VIEW 1098-T SELECTION](#)

- Click on the tax year you want to view.

myUMBC PeopleSoft CAMPUS SOLUTIONS

Favorites | Main Menu > Self Service > Campus Finances > View 1098-T

Student Name

[Account Inquiry](#) [Account Services](#)

View 1098-T

Years listed indicate which 1098-T statements are available for you to access. Please note that the Printed Date will only be visible for years you received a paper copy. Click the Tax Year hyperlink to view the 1098-T Tuition Statement. To view the details, click the Box Amount Tab. View the details by clicking on the hyperlink on the Amount field.

Note:

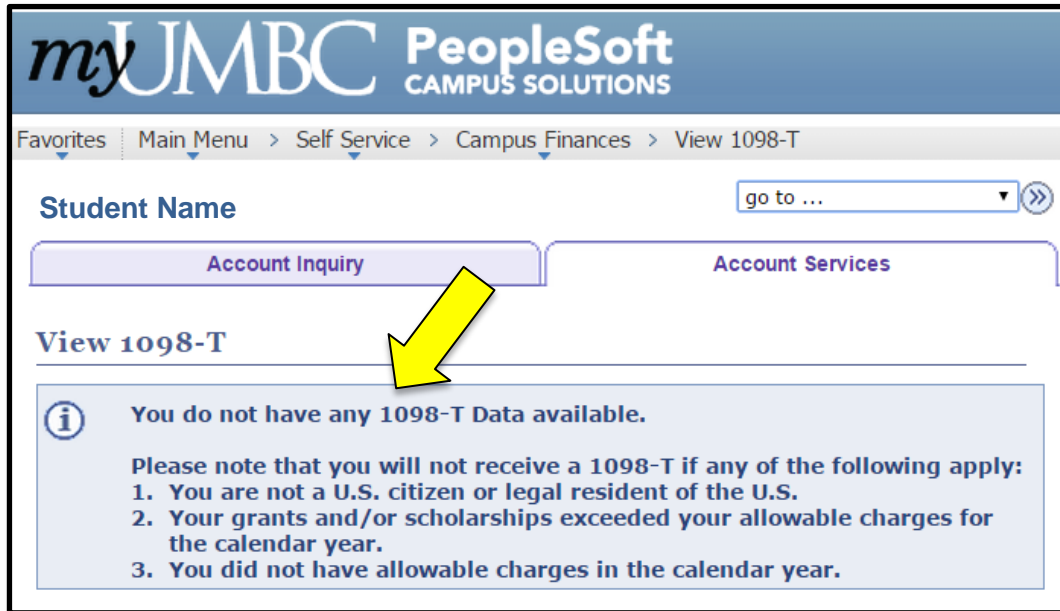
- If you use a pop up blocker, you will have to disable it to display your 1098-T.
- If there is no hyperlink for the amounts, detail information is not available. If you have questions, please request "Help" on myUMBC by selecting "Student Billing" under the Billing & Personal Finances Topic.

View 1098-T

[Box Amount](#)

Tax Year	Version	Federal Tax ID	Institution	Printed Date	Transmittal Date
2014	Original	222334444	UMBC		

If you are not eligible to receive a 1098-T you will receive the following message.



The screenshot displays the myJUMBC PeopleSoft Campus Solutions interface. At the top, the navigation breadcrumb is: Favorites | Main Menu > Self Service > Campus Finances > View 1098-T. Below this, there is a "Student Name" field with a "go to ..." dropdown menu. Two tabs are visible: "Account Inquiry" and "Account Services". A yellow arrow points from the "Account Inquiry" tab down to a message box. The message box contains the following text:

View 1098-T

i You do not have any 1098-T Data available.

Please note that you will not receive a 1098-T if any of the following apply:

1. You are not a U.S. citizen or legal resident of the U.S.
2. Your grants and/or scholarships exceeded your allowable charges for the calendar year.
3. You did not have allowable charges in the calendar year.